

# I97

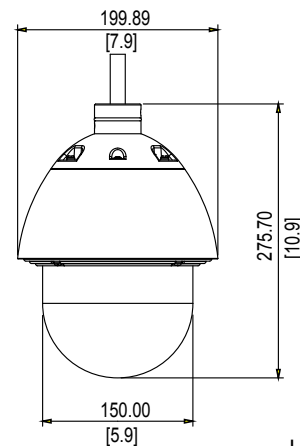
## 2MP Outdoor Speed Dome with D/N, Extreme WDR, SLLS, 33x Zoom Lens



- 2 Megapixel with 1080p
- Day & Night with Superior Low Light Sensitivity
- 33x Zoom Lens with f4.5-148.5mm / F1.6-5.0, DC Iris, Auto Focus
- Extreme WDR (145 dB)
- 60 fps at 1920 x 1080
- Endless Pan & Tilt
- Weatherproof (IP67) and Vandal Proof Options (IK10 or IK09)
- Built-in Analytics



### PHOTO INDICATION

### DIMENSION DIAGRAM








Unit: mm [inch]

### ACCESSORY OPTIONS

Dome Cover		
PDCX-1005		Transparent, Vandal proof (IK10)
PDCX-1108		Smoked, Vandal proof (IK10)

High PoE Injector		
PPOE-0102		High PoE Injector with universal connector

Popular Mounting Solutions		
Wall	PMAX-0312 PMAX-0702	
Pendant	PMAX-0102	
Corner	PMAX-0312 PMAX-0702 PMAX-0402	
Pole	PMAX-0312 PMAX-0702 PMAX-0503	
Parapet	PMAX-0808	

\* For more mounting solutions, please refer to Project Planner on [www.acti.com](http://www.acti.com)

## PRODUCT SPECIFICATION

## I97

## • Device

Product Type	Outdoor Speed Dome Camera
Image Sensor	Progressive Scan CMOS
Sensor Size	1/2.8"
Effective Pixels	1944 (H) x 1224 (V) (2.38 MP)
Horizontal Resolution	1800 TVL
Day / Night	Yes
Low Light Sensitivity	Superior
Minimum Illumination	Color: 0.1 lux at F1.6 (30 IRE, 2400°K); B/W: 0.05 lux at F1.6 (30 IRE, 2400°K)
Color to B/W Switch	ISP based switch, configurable
Mechanical IR Cut Filter	Yes
IR Sensitivity Range	700- 1100nm
IR LED	No
Electronic Shutter	1/5 - 1/32,000 sec (manual mode); 1/5 - 1/32,000 sec (auto mode)
S/N Ratio	56 dB

## • Lens

Focal Length	Zoom, f4.5 - 148.5mm / F1.6 - 5.0
Zoom Ratio / Speed	33x optical, 10x digital / 2.7 sec (tele to wide)
Iris	DC iris
Focus	Auto focus
Horizontal Viewing Angle	69.3° - 3°

## • PTZ

Manual Panning / Tilting Speed	0.3° ~ 54.7°/s; 0.2° ~ 27.4°/s
Preset Panning / Tilting Speed	0.2 ~ 720°/s; 0.1° ~ 360°/s
Panning Range	360° Endless
Tilting Range	-20° ~ 200°
Control	Remote manual control; 256 preset points; 10 preset tours; Auto scan
Preset Panning Accuracy	0.265°
Preset Tilting Accuracy	0.149°
Absolute Position	Yes
Protocol	ACTI URL command, Sony VISCA, Pelco D, Pelco P

## • Video

Compression	H.264, MJPEG
Max. Frame Rate vs. Resolution	60 fps at 1920 x 1080; 60 fps at 1280 x 720; 30 fps at 640 x 480; 30 fps at 320 x 240
Multi-Streaming	Simultaneous triple streams based on 3 configurations
Bit Rate	128 Kbps - 12 Mbps (per stream)
Bit Rate Mode	Constant, Variable
Image Enhancement	Extreme WDR (145 dB); White balance: automatic, hold and manual; Brightness; Contrast; Sharpness; Automatic gain control; 2D+3D digital noise reduction; Flickerless; Defogging; Digital image stabilizer
Privacy Mask	20 configurable regions
Text Overlay	User defined text on video
Image Orientation	Image flip and mirror
Built-in Analytics	Motion Detection, Tamper, Shock Detection, PTZ Auto Tracking, Line Crossing, Enter Area, Exit Area, Appear in Area, Missing Object, Unattended Object

## • Audio

Audio	2-way
Compression	8 kHz, Mono, PCM, 16 bit encoding; G.711
Audio-In	Cable with 3.5mm phone jack
Audio-Out	Cable with 3.5mm phone jack

## • Network

Protocol & Service	TCP, UDP, HTTP, HTTPS, DHCP, PPPoE, RTP, RTSP, IPv4, IPv6, DNS, DDNS, NTP, ICMP, ARP, IGMP, SMTP, FTP, UPnP, SNMP, Bonjour, Sony VISCA, Pelco D, Pelco P
Ethernet Port	1, Ethernet (10/100Base-T), RJ-45 connector
Security	IP address filtering; HTTPS encryption; Password protected user level; Anonymous login; IEEE 802.1X network access control

## • Alarm

Alarm Trigger	Video motion detection (10 regions); External device through digital input; Sound detection
Alarm Response	Notify control center; Go to PTZ preset point or preset tour; Change camera settings; Command other devices; E-mail notification with snapshots; Save video or snapshot to local storage; Upload video or snapshot to FTP server; Activate external device through digital output

## • Interface

Digital Input	4, cable without connector
Digital Output	2, cable without connector
Local Storage	MicroSDHC memory card slot (card not included)

## • General

Power Source / Consumption	High PoE (IEEE802.3at) / 29.4 W; AC 24V / 68 W
Weight	2605 g (5.74 lb)
Dimensions (Φ x H)	200 x 276 mm (7.9" x 10.9")
Environmental Casing	Weatherproof (IP67); Bundled dome cover (IK09); Optional dome cover (IK10)
Mount Type	Pendant, Wall, Corner, Pole, Parapet
Starting Temperature	-52°C ~ 60°C (-61.6°F ~ 140°F) within 30 mins
Operating Temperature	-52°C ~ 60°C (-61.6°F ~ 140°F)
Operating Humidity	10% ~ 85% RH
Bundled Accessories	PoE injector (for USA) or AC 24V Power Adapter (for other countries except USA)
Approvals	CE (EN 55022 Class B, EN 55024), FCC (Part15 Subpart B Class B), IP67, IK09 (IK10 option), NEMA 4X, UL (for bundled PoE injector or power adapter)

## • Integration

Unified Solution	Fully compatible with ACTI software
ISV Integration	Software Development Kit (SDK) available; ONVIF Compliant; GB28181 Compliant
GPS Position	Manual setting
Firmware Access Browser	Microsoft Internet Explorer 8.0 or newer (full functionality) Safari with QuickTime installed, and other browsers with VLC installed (partial functionality)

\* All specifications are subject to change without notice.

\* All brand names and registered trademarks are the property of their respective owners.

www.acti.com

